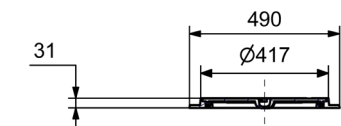


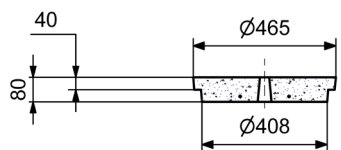
# BUSE DE Puits PERFOREE A EMB.

Ø Int. 0,90 m Haut. 1,00 m




Montage possible sur couvercle :  
**TAMPON FONTE Ref. HR 400 CPA**

**NOTA : Passage véhicule interdit**





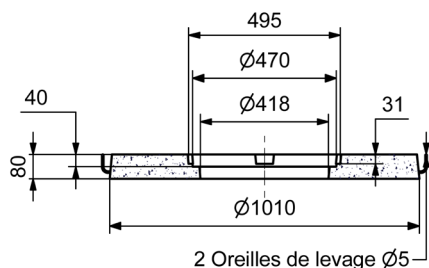
**Tampon Ep.8 cm seul : 461915**



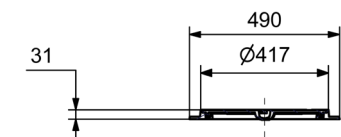
**COUVERCLE**  
**BUSE DE Puits Ø 0,90 m**  
**AVEC TAMPON RENFORCES**

Code Article : 461230

Poids : 152 Kg

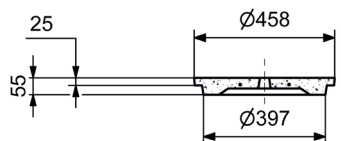


**Couvercle renforcé seul : 461235**




Montage possible sur couvercle :  
**TAMPON FONTE Ref. HR 400 CPA**

**NOTA : Passage véhicule interdit**



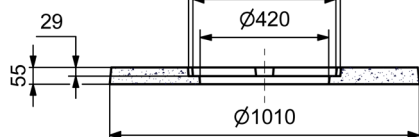
**Tampon ordinaire seul : 461910**



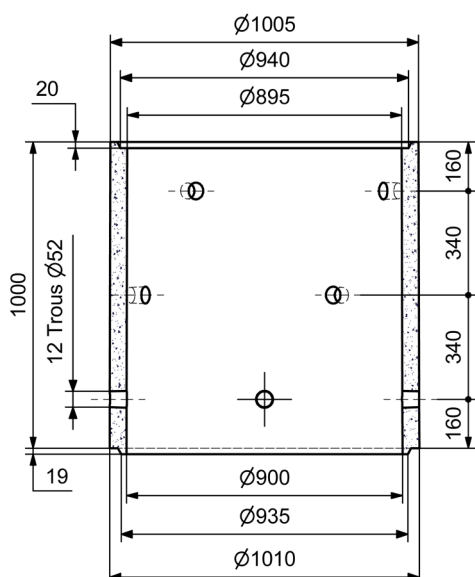

**COUVERCLE**  
**BUSE DE Puits Ø 0,90 m**  
**AVEC TAMPON**

Code Article : 461220

Poids : 99 Kg



**Couvercle ordinaire seul : 461225**



**BUSE DE Puits A EMBOITEMENTS**  
**Ø Int. 0,90 m Ht. 1,00 m**  
**PERFOREE**

Code Article : 460025

Poids : 370 Kg



**THEBAULT**  
L'EXPERIENCE CONSTRUCTIVE

Version du 30/08/2017